

CHAMPION

BIG ON QUALITY. CHAMPION ON PRICE!




June 2020

FM FIXED SPEED, FM RS VARIABLE SPEED

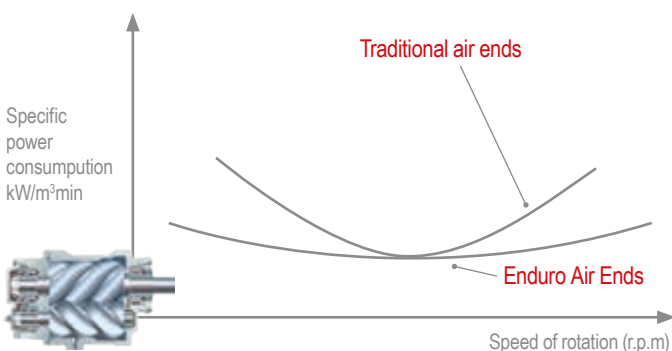
COMPACT & RELIABLE ROTARY SCREW COMPRESSORS - FM SERIES

At a glance...

-  **Nominal Pressure**
5 - 13 bar g
-  **Motor Power**
7 - 22kW
-  **Volume Flow**
0.45 - 3.50 m³/min

FM & FM RS Screw Compressors up to 46°C ambient temperature

The generously sized ventilation system ensures optimum cooling, low outlet air temperatures best performance and reliability under harshest conditions



Premium Quality Airends

FM series feature high quality airends manufactured in Finland using state of the art manufacturing techniques. The airends are designed with focus on reliability and efficiency. The rotors are accurate and thoroughly checked and measured by a computerised control system. Enduro airends have a flat specific power consumption curve, which enables efficient use of the airend in wide rpm. For models FM15-22 the Tamrotor Enduro airend features integrated air - oil separator and oil filter which offers a very compact design and improved maintenance.



FM & FM RS package compressors with dryer and tank

Based up on the individual customer requirements the compressors can be combined with different options to provide options from a stand alone compressor to the complete package.

- Compressor base mounted
- Tank mounted compressor
- Complete package including compressor, dryer and tank

New advanced controller C-PRO 2.0 ensures reliable operation and protects your investment by continuously monitoring the operational parameters


- ✓ 3 analog inputs
- ✓ Multi-language: English/German/French/Italian/Spanish
- ✓ Standard sequence control up to 8 units
(up to 7 units fixed speed & 1 variable speed)
- ✓ Standard Modbus
- ✓ 15 failure records in memory
- ✓ Continuous system monitoring





Easy maintenance

FM compressors are designed to ensure easy access to maintenance points. Panels on the structure can be easily removed to allow full access to all service points. Also, the limited number of moving parts reduces service costs.



The automate tensioning of the belt assures long life of the belt, less maintenance and noise reduction.



Belt Auto Tensioning system



Compact design with a footprint of 0,4 m² for frame 1 and 0.5m² for frame 2; FM series offer one of the most compact air compressors in the market. FM innovative design also features low noise level allowing installation at the point of use.

High Efficient Motors

- ✓ International efficiency class 2 (IE3) as a standard.
- ✓ IP 55 enclosure
- ✓ Full performance up to 46°C ambient temperature

FM FIXED SPEED, FM RS VARIABLE SPEED

FM RS



= Energy savings and lower CO₂ emissions into the environment.



The variable speed compressor: One smart solution

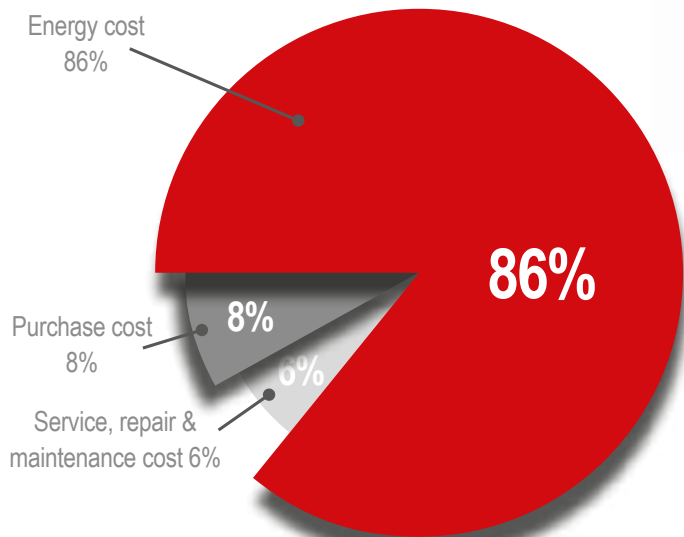
Variable speed compressors can efficiently and reliably handle the varying air demand found in most plant air systems. These compressors speed up and slow down to match air supply to air demand as it fluctuates. The right variable speed compressor in the right application delivers significant energy savings and a stable, consistent air supply.

Compressor energy cost example

NOMINAL kW	OPERATING COST PER YEAR (5000 HOURS) AT COST PER KWH (€)					
	0.06	0.08	0.10	0.12	0.14	0.16
15	4,495	5,990	7,490	8,985	10,483	11,980
18	5,540	7,390	9,235	11,080	12,930	14,775
22	6,590	8,785	10,980	13,180	15,375	17,570

Note: Hours of operation based on two 8hrs-shifts, 6 days per week. Calculations based on nominal kW.

Cost of compressed air over 5 years



Allows substantial energy savings of at least 25% of the energy cost

FM package compressors

With dryer, filters and tank

The FM Package compressors can be easily and rapidly installed in any installation.

The intelligent C-PRO 2.0 controller

Simplicity

The C-PRO 2.0 controller was designed to make the operators' interface with the variable speed drive transparent. This new generation controller features extra functions for variable speed compressors like drive status display and flexible PID setting according to the application. You don't need to be an expert on variable speed drives to operate your compressor. The controller takes care of the details and automatically adjusts the compressor performance to meet your changing air system demands - saving you energy. Changing the discharge pressure is as easy as pressing a button.



Technical data

FM 7 Series: Screw Compressors

Design: Oil flooded, Single stage rotary screw compressor, belt drive, air cooled
Pressure Range: 7-8-10-13 bar
Electric motor: 7.5 kW - IE3



FM SERIES CODE	TYPE	FM7			
		CC1184130	CC1184131	CC1183626	CC1184132
Maximum pressure	bar	7	8	10	13
Capacity at maximum pressure	m ³ /min	1.14	0.99	0.97	0.80
Drive motor IP 55 / class F – IE3	kW	7.5	7.5	7.5	7.5
Operating Voltage, 50Hz	400 V	•	•	•	•
Control voltage	24 V	•	•	•	•
C-Pro 2.0 electronic controller		•	•	•	•
Noise Level	db(A)	70	70	70	70
After-cooler		•	•	•	•
Weight	kg	205	205	205	205
Dimensions (L x W x H)	mm	667 x 630 x 1050	667 x 630 x 1050	667 x 630 x 1050	667 x 630 x 1050
Outlet connection EN 10266 (DIN 2999)		3/4"	3/4"	3/4"	3/4"

COMPRESSOR MOUNTED ON 270 LT TANK					
Code		RSCCP0709	RSCCP0710	RSCCP0711	RSCCP0712
Weight	kg	300	300	300	300
Dimensions (L x W x H)	mm	1600 x 700 x 1600	1600 x 700 x 1600	1600 x 700 x 1600	1600 x 700 x 1600

COMPRESSOR MOUNTED ON 500 LT TANK					
Code		RSCCP0713	RSCCP0714	RSCCP0715	RSCCP0716
Weight	kg	365	365	365	365
Dimensions (L x W x H)	mm	2000 x 700 x 1700	2000 x 700 x 1700	2000 x 700 x 1700	2000 x 700 x 1700

PACKAGE VERSION, FM / CT / 270 ¹⁾					
Code		RSCCP0725	RSCCP0726	RSCCP0727	RSCCP0728
Weight	kg	340	340	340	340
Dimensions (L x W x H)	mm	1600 x 700 x 1600	1600 x 700 x 1600	1600 x 700 x 1600	1600 x 700 x 1600

PACKAGE VERSION, FM / CT / 500 ¹⁾					
Code		RSCCP0729	RSCCP0730	RSCCP0731	RSCCP0732
Weight	kg	405	405	405	405
Dimensions (L x W x H)	mm	2000 x 700 x 1700	2000 x 700 x 1700	2000 x 700 x 1700	2000 x 700 x 1700

OPTIONAL	
Alternative Voltage, 230V / 50-60 Hz ³⁾	
Alternative Voltage, 380V / 60 Hz ³⁾	
Filter Kit with bypass for dryer ²⁾³⁾	
Retro Fit Filter Kit for 270lt tank	CC1201969
Retro Fit Filter Kit for 500lt tank	CC1201970
Automatic drain discharge for tank ³⁾	
Anticorrosion % ³⁾	
Food grade Oil (19 Litres) ³⁾	89795109
Internal Vessel acc AD 2000	
Extended 5 year warranty	CC1180791
SERVICE & PARTS	
Service Kit for every 4000 h or 12 months	CC1180671
Service Kit for every 8000 h or 24 months	CC1180677
ChampLube Lubricant 4 x 4 Litres	CC1180019

¹⁾ Compressor mounted on tank with refrigeration cycle dryer (CT). Dew point + 3° C with compressor air inlet temperature + 35° and per ISO 7183

²⁾ Kit includes water separator, ceramic filter and bypass kit

³⁾ Must be clearly mentioned in the order

FM FIXED SPEED, FM RS VARIABLE SPEED

FM 11 Series: Screw Compressors

Design: Oil flooded, Single stage rotary screw compressor, belt drive, air cooled

Pressure Range: 7 to 13 bar

Electric motor: 11 kW - IE3



FM SERIES CODE	TYPE	FM11			
		CC1184133	CC1184154	CC1183627	CC1184155
Maximum pressure	bar	7	8	10	13
Capacity at maximum pressure	m ³ /min	1.59	1.58	1.39	1.14
Drive motor IP 55 / class F – IE3	kW	11	11	11	11
Operating Voltage, 50Hz	400 V	•	•	•	•
Control voltage	24 V	•	•	•	•
C-Pro 2.0 electronic controller		•	•	•	•
Noise Level	db(A)	70	70	70	70
After-cooler		•	•	•	•
Weight	kg	219	219	219	219
Dimensions (L x W x H)	mm	667 x 630 x 1050	667 x 630 x 1050	667 x 630 x 1050	667 x 630 x 1050
Outlet connection EN 10266 (DIN 2999)		3/4"	3/4"	3/4"	3/4"

COMPRESSOR MOUNTED ON 270 LT TANK					
Code		RSCCP1109	RSCCP1110	RSCCP1111	RSCCP1112
Weight	kg	314	314	314	314
Dimensions (L x W x H)	mm	1600 x 700 x 1600	1600 x 700 x 1600	1600 x 700 x 1600	1600 x 700 x 1600

COMPRESSOR MOUNTED ON 500 LT TANK					
Code		RSCCP1113	RSCCP1114	RSCCP1115	RSCCP1116
Weight	kg	379	379	379	379
Dimensions (L x W x H)	mm	2000 x 700 x 1700	2000 x 700 x 1700	2000 x 700 x 1700	2000 x 700 x 1700

PACKAGE VERSION, FM / CT / 270 ¹⁾					
Code		RSCCP1125	RSCCP1126	RSCCP1127	RSCCP1128
Weight	kg	354	354	354	354
Dimensions (L x W x H)	mm	1600 x 700 x 1600	1600 x 700 x 1600	1600 x 700 x 1600	1600 x 700 x 1600

PACKAGE VERSION, FM / CT / 500 ¹⁾					
Code		RSCCP1129	RSCCP1130	RSCCP1131	RSCCP1132
Weight	kg	419	419	419	419
Dimensions (L x W x H)	mm	2000 x 700 x 1700	2000 x 700 x 1700	2000 x 700 x 1700	2000 x 700 x 1700

OPTIONAL		
Alternative Voltage, 230V / 50 – 60 Hz ³⁾		
Alternative Voltage, 380V / 60 Hz ³⁾		
Filter Kit with bypass for dryer ^{2) 3)}		
Retro Fit Filter Kit for 270lt tank	CC1201969	
Retro Fit Filter Kit for 500lt tank	CC1201970	
Automatic drain discharge for tank ³⁾		
Anticorrosion % ³⁾		
Food grade Oil (19 Litres) ³⁾	89795109	
Internal Vessel acc AD 2000		
Extended 5 year warranty	CC1180791	
SERVICE & PARTS		
Service Kit for every 4000 h or 12 months	CC1180671	
Service Kit for every 8000 h or 24 months	CC1180677	
ChampLube Lubricant 4 x 4 Litres	CC1180019	

¹⁾ Compressor mounted on tank with refrigeration cycle dryer (CT). Dew point + 3° C with compressor air inlet temperature + 35° and per ISO 7183

²⁾ Kit includes water separator, ceramic filter and bypass kit

³⁾ Must be clearly mentioned in the order

FM 7 RS Series: Screw Compressors

Design: Oil flooded, Single stage rotary screw compressor, variable speed, air cooled

Pressure Range: 5 to 13 bar

Electric motor: 7.5 kW - IE3



FM SERIES CODE	TYPE	FM7RS			
		CC1184156	CC1184157	CC1184158	CC1184159
Maximum pressure	bar	7	8	10	13
Capacity at maximum pressure	m ³ /min	1.13	0.98	0.95	0.80
Drive motor IP 55 / class F – IE3	kW	7.5	7.5	7.5	7.5
Operating Voltage, 50Hz	400 V	•	•	•	•
Control voltage	24 V	•	•	•	•
C-Pro 2.0 electronic controller		•	•	•	•
Noise Level	db(A)	67	67	67	67
After-cooler		•	•	•	•
Weight	kg	225	225	225	225
Dimensions (L x W x H)	mm	667 x 630 x 1050	667 x 630 x 1050	667 x 630 x 1050	667 x 630 x 1050
Outlet connection EN 10266 (DIN 2999)		3/4"	3/4"	3/4"	3/4"

COMPRESSOR MOUNTED ON 270 LT TANK					
Code		RSCCP0717	RSCCP0718	RSCCP0719	RSCCP0720
Weight	kg	320	320	320	320
Dimensions (L x W x H)	mm	1600 x 700 x 1600	1600 x 700 x 1600	1600 x 700 x 1600	1600 x 700 x 1600

COMPRESSOR MOUNTED ON 500 LT TANK					
Code		RSCCP0721	RSCCP0722	RSCCP0723	RSCCP0724
Weight	kg	385	385	385	385
Dimensions (L x W x H)	mm	2000 x 700 x 1700	2000 x 700 x 1700	2000 x 700 x 1700	2000 x 700 x 1700

PACKAGE VERSION, FM / CT / 270 ¹⁾					
Code		RSCCP0733	RSCCP0734	RSCCP0735	RSCCP0736
Weight	kg	360	360	360	360
Dimensions (L x W x H)	mm	1600 x 700 x 1600	1600 x 700 x 1600	1600 x 700 x 1600	1600 x 700 x 1600

PACKAGE VERSION, FM / CT / 500 ¹⁾					
Code		RSCCP0737	RSCCP0738	RSCCP0739	RSCCP0740
Weight	kg	425	425	425	425
Dimensions (L x W x H)	mm	2000 x 700 x 1700	2000 x 700 x 1700	2000 x 700 x 1700	2000 x 700 x 1700

OPTIONAL	
Alternative Voltage, 230V / 50-60 Hz ³⁾	
Alternative Voltage, 380V / 60 Hz ³⁾	
Filter Kit with bypass for dryer ^{2) 3)}	
Retro Fit Filter Kit for 270lt tank	CC1201969
Retro Fit Filter Kit for 500lt tank	CC1201970
Automatic drain discharge for tank ³⁾	
Anticorrosion % ³⁾	
Food grade Oil (19 Litres) ³⁾	89795109
Internal Vessel acc AD 2000	
Extended 5 year warranty	CC1180791
SERVICE & PARTS	
Service Kit for every 4000 h or 12 months	CC1180672
Service Kit for every 8000 h or 24 months	CC1180678
ChampLube Lubricant 4 x 4 Litres	CC1180019

¹⁾ Compressor mounted on tank with refrigeration cycle dryer (CT). Dew point + 3° C with compressor air inlet temperature + 35° and per ISO 7183

²⁾ Kit includes water separator, ceramic filter and bypass kit

³⁾ Must be clearly mentioned in the order

FM FIXED SPEED, FM RS VARIABLE SPEED

FM 11 RS Series: Screw Compressors

Design: Oil flooded, Single stage rotary screw compressor, variable speed, air cooled

Pressure Range: 5 to 13 bar

Electric motor: 11 kW - IE3



FM SERIES CODE	TYPE	FM11RS			
		CC1184160	CC1184161	CC1184162	CC1184163
Maximum pressure	bar	7	8	10	13
Capacity at maximum pressure and 100% load	m ³ /min	1.58	1.56	1.39	1.07
Drive motor IP 55 / class F – IE3	kW	11	11	11	11
Operating Voltage, 50Hz	400 V	•	•	•	•
Control voltage	24 V	•	•	•	•
C-Pro 2.0 electronic controller		•	•	•	•
Noise Level at 70% load	db(A)	67	67	67	67
After-cooler		•	•	•	•
Weight	kg	234	234	234	234
Dimensions (L x W x H)	mm	667 x 630 x 1050	667 x 630 x 1050	667 x 630 x 1050	667 x 630 x 1050
Outlet connection EN 10266 (DIN 2999)		3/4"	3/4"	3/4"	3/4"

COMPRESSOR MOUNTED ON 270 LT TANK					
Code		RSCCP1117	RSCCP1118	RSCCP1119	RSCCP1120
Weight	kg	329	329	329	329
Dimensions (L x W x H)	mm	1600 x 700 x 1600	1600 x 700 x 1600	1600 x 700 x 1600	1600 x 700 x 1600

COMPRESSOR MOUNTED ON 500 LT TANK					
Code		RSCCP1121	RSCCP1122	RSCCP1123	RSCCP1124
Weight	kg	394	394	394	394
Dimensions (L x W x H)	mm	2000 x 700 x 1700	2000 x 700 x 1700	2000 x 700 x 1700	2000 x 700 x 1700

PACKAGE VERSION, FM / CT / 270 ¹⁾					
Code		RSCCP1133	RSCCP1134	RSCCP1135	RSCCP1136
Weight	kg	369	369	369	369
Dimensions (L x W x H)	mm	1600 x 700 x 1600	1600 x 700 x 1600	1600 x 700 x 1600	1600 x 700 x 1600

PACKAGE VERSION, FM / CT / 500 ¹⁾					
Code		RSCCP1137	RSCCP1138	RSCCP1139	RSCCP1140
Weight	kg	434	434	434	434
Dimensions (L x W x H)	mm	2000 x 700 x 1700	2000 x 700 x 1700	2000 x 700 x 1700	2000 x 700 x 1700

OPTIONAL	
Alternative Voltage, 380V / 60 Hz ³⁾	
Filter Kit with bypass for dryer ^{2) 3)}	
Retro Fit Filter Kit for 270lt tank	CC1201969
Retro Fit Filter Kit for 500lt tank	CC1201970
Automatic drain discharge for tank ³⁾	
Anticorrosion % ³⁾	
Food grade Oil (19 Litres) ³⁾	89795109
Internal Vessel acc AD 2000	
Extended 5 year warranty	CC1180791
SERVICE & PARTS	
Service Kit for every 4000 h or 12 months	CC1180672
Service Kit for every 8000 h or 24 months	CC1180678
ChampLube Lubricant 4 x 4 Litres	CC1180019

¹⁾ Compressor mounted on tank with refrigeration cycle dryer (CT). Dew point + 3° C with compressor air inlet temperature + 35° and per ISO 7183

²⁾ Kit includes water separator, ceramic filter and bypass kit

³⁾ Must be clearly mentioned in the order

FM 15 Series: Screw Compressors

Design: Oil flooded, Single stage rotary screw compressor, belt drive, air cooled

Pressure Range: 7 to 13 bar

Electric motor: 15 kW - IE3



FM SERIES CODE	TYPE	FM15			
		CC1184171	CC1184172	CC1184173	CC1184264
Maximum pressure	bar	7	8	10	13
Capacity at maximum pressure	m ³ /min	2.64	2.46	2.20	1.79
Drive motor IP 55 / class F – IE3	kW	15	15	15	15
Operating Voltage, 50Hz	400 V	•	•	•	•
Control voltage	24 V	•	•	•	•
C-Pro 2.0 electronic controller		•	•	•	•
Noise Level	db(A)	73	73	73	73
After-cooler		•	•	•	•
Weight	kg	335	335	335	335
Dimensions (L x W x H)	mm	787 x 698 x 1202	787 x 698 x 1202	787 x 698 x 1202	787 x 698 x 1202
Outlet connection EN 10266 (DIN 2999)		1"	1"	1"	1"

COMPRESSOR MOUNTED ON 500 LT TANK					
Code		CC1186466	CC1186467	CC1186468	CC1186469
Weight	kg	495	495	495	495
Dimensions (L x W x H)	mm	2000 x 800 x 1850	2000 x 800 x 1850	2000 x 800 x 1850	2000 x 800 x 1850

PACKAGE VERSION, FM / CT / 500 ¹⁾					
Code		CC1186497	CC1186498	CC1186499	CC1186500
Weight	kg	545	545	545	545
Dimensions (L x W x H)	mm	2000 x 850 x 1850	2000 x 850 x 1850	2000 x 850 x 1850	2000 x 850 x 1850

OPTIONAL	
Alternative Voltage, 380V / 60 Hz ³⁾	
Filter Kit with bypass for dryer ²⁾³⁾	
Retro Fit Filter Kit	CC1199134
Automatic drain discharge for tank ³⁾	
Anticorrosion % ³⁾	
Food grade Oil (19 Litres) ³⁾	89795109
Extended 5 year warranty	CC1180791
SERVICE & PARTS	
Service Kit for every 4000 h or 12 months	CC1180685
Service Kit for every 8000 h or 24 months	CC1180689
ChampLube Lubricant 4 x 4 Litres	CC1180019

¹⁾ Compressor mounted on tank with refrigeration cycle dryer (CT). Dew point + 3° C with compressor air inlet temperature + 35° and per ISO 7183

²⁾ Kit includes water separator, ceramic filter and bypass kit

³⁾ Must be clearly mentioned in the order

FM FIXED SPEED, FM RS VARIABLE SPEED

FM 18 Series: Screw Compressors

Design: Oil flooded, Single stage rotary screw compressor, belt drive, air cooled

Pressure Range: 7 to 13 bar

Electric motor: 18.5 kW - IE3



FM SERIES CODE	TYPE	FM18			
		CC1184265	CC1184266	CC1184267	CC1184268
Maximum pressure	bar	7	8	10	13
Capacity at maximum pressure	m ³ /min	3.15	2.96	2.71	2.38
Drive motor IP 55 / class F – IE3	kW	18.5	18.5	18.5	18.5
Operating Voltage, 50Hz	400 V	•	•	•	•
Control voltage	24 V	•	•	•	•
C-Pro 2.0 electronic controller		•	•	•	•
Noise Level	db(A)	73	73	73	73
After-cooler		•	•	•	•
Weight	kg	361	361	361	361
Dimensions (L x W x H)	mm	787 x 698 x 1202	787 x 698 x 1202	787 x 698 x 1202	787 x 698 x 1202
Outlet connection EN 10266 (DIN 2999)		1"	1"	1"	1"

COMPRESSOR MOUNTED ON 500 LT TANK					
Code		CC1186470	CC1186471	CC1186472	CC1186473
Weight	kg	521	521	521	521
Dimensions (L x W x H)	mm	2000 x 800 x 1850	2000 x 800 x 1850	2000 x 800 x 1850	2000 x 800 x 1850

PACKAGE VERSION, FM / CT / 500 ¹⁾					
Code		CC1186501	CC1186502	CC1186503	CC1186504
Weight	kg	571	571	571	571
Dimensions (L x W x H)	mm	2000 x 850 x 1850	2000 x 850 x 1850	2000 x 850 x 1850	2000 x 850 x 1850

OPTIONAL	
Alternative Voltage, 380V / 60 Hz ³⁾	
Filter Kit with bypass for dryer ²⁾³⁾	
Retro Fit Filter Kit	CC1199134
Automatic drain discharge for tank ³⁾	
Anticorrosion % ³⁾	
Food grade Oil (19 Litres) ³⁾	89795109
Extended 5 year warranty	CC1180791
SERVICE & PARTS	
Service Kit for every 4000 h or 12 months	CC1180685
Service Kit for every 8000 h or 24 months	CC1180689
ChampLube Lubricant 4 x 4 Litres	CC1180019

¹⁾ Compressor mounted on tank with refrigeration cycle dryer (CT). Dew point + 3° C with compressor air inlet temperature + 35° and per ISO 7183

²⁾ Kit includes water separator, ceramic filter and bypass kit

³⁾ Must be clearly mentioned in the order

FM 22 Series: Screw Compressors

Design: Oil flooded, Single stage rotary screw compressor, belt drive, air cooled

Pressure Range: 7 to 13 bar

Electric motor: 22 kW - IE3



FM SERIES CODE	TYPE	FM22			
		CC1184269	CC1184270	CC1184169	CC1184271
Maximum pressure	bar	7	8	10	13
Capacity at maximum pressure	m ³ /min	3.50	3.23	3.06	2.59
Drive motor IP 55 / class F – IE3	kW	22	22	22	22
Operating Voltage, 50Hz	400 V	•	•	•	•
Control voltage	24 V	•	•	•	•
C-Pro 2.0 electronic controller		•	•	•	•
Noise Level	db(A)	74	74	74	74
After-cooler		•	•	•	•
Weight	kg	367	367	367	367
Dimensions (L x W x H)	mm	787 x 698 x 1202	787 x 698 x 1202	787 x 698 x 1202	787 x 698 x 1202
Outlet connection EN 10266 (DIN 2999)		1"	1"	1"	1"

COMPRESSOR MOUNTED ON 500 LT TANK					
Code		CC1186484	CC1186485	CC1186486	CC1186487
Weight	kg	527	527	527	527
Dimensions (L x W x H)	mm	2000 x 800 x 1850	2000 x 800 x 1850	2000 x 800 x 1850	2000 x 800 x 1850

PACKAGE VERSION, FM / CT / 500 ¹⁾					
Code		CC1186505	CC1186506	CC1186507	CC1186508
Weight	kg	577	577	577	577
Dimensions (L x W x H)	mm	2000 x 850 x 1850	2000 x 850 x 1850	2000 x 850 x 1850	2000 x 850 x 1850

OPTIONAL	
Alternative Voltage, 380V / 60 Hz ³⁾	
Filter Kit with bypass for dryer ²⁾³⁾	
Retro Fit Filter Kit	CC1199134
Automatic drain discharge for tank ³⁾	
Anticorrosion % ³⁾	
Food grade Oil (19 Litres) ³⁾	89795109
Extended 5 year warranty	CC1180791
SERVICE & PARTS	
Service Kit for every 4000 h or 12 months	CC1180685
Service Kit for every 8000 h or 24 months	CC1180689
ChampLube Lubricant 4 x 4 Litres	CC1180019

¹⁾ Compressor mounted on tank with refrigeration cycle dryer (CT). Dew point + 3° C with compressor air inlet temperature + 35° and per ISO 7183

²⁾ Kit includes water separator, ceramic filter and bypass kit

³⁾ Must be clearly mentioned in the order

FM FIXED SPEED, FM RS VARIABLE SPEED

FM 15 RS Series: Screw Compressors

Design: Oil flooded, Single stage rotary screw compressor, variable speed, air cooled

Pressure Range: 5 to 13 bar

Electric motor: 15 kW - IE3



FM SERIES CODE	TYPE	FM15RS			
		CC1184272	CC1184273	CC1184274	CC1184275
Maximum pressure	bar	7	8	10	13
Capacity at maximum pressure and 100% load	m ³ /min	2.64	2.46	2.20	1.73
Drive motor IP 55 / class F – IE3	kW	15	15	15	15
Operating Voltage, 50Hz	400 V	•	•	•	•
Control voltage	24 V	•	•	•	•
C-Pro 2.0 electronic controller		•	•	•	•
Noise Level at 70% load	db(A)	70	70	70	70
After-cooler		•	•	•	•
Weight	kg	360	360	360	360
Dimensions (L x W x H)	mm	787 x 698 x 1202	787 x 698 x 1202	787 x 698 x 1202	787 x 698 x 1202
Outlet connection EN 10266 (DIN 2999)		1"	1"	1"	1"

COMPRESSOR MOUNTED ON 500 LT TANK					
Code		CC1186475	CC1186476	CC1186477	CC1186478
Weight	kg	520	520	520	520
Dimensions (L x W x H)	mm	2000 x 800 x 1850	2000 x 800 x 1850	2000 x 800 x 1850	2000 x 800 x 1850

PACKAGE VERSION, FM / CT / 500 ¹⁾					
Code		CC1186509	CC1186510	CC1186511	CC1186512
Weight	kg	570	570	570	570
Dimensions (L x W x H)	mm	2000 x 850 x 1850	2000 x 850 x 1850	2000 x 850 x 1850	2000 x 850 x 1850

OPTIONAL	
Alternative Voltage, 380V / 60 Hz ³⁾	
Filter Kit with bypass for dryer ²⁾³⁾	
Retro Fit Filter Kit	CC1199134
Automatic drain discharge for tank ³⁾	
Anticorrosion % ³⁾	
Food grade Oil (19 Litres) ³⁾	89795109
Extended 5 year warranty	CC1180791
SERVICE & PARTS	
Service Kit for every 4000 h or 12 months	CC1180686
Service Kit for every 8000 h or 24 months	CC1180690
ChampLube Lubricant 4 x 4 Litres	CC1180019

¹⁾ Compressor mounted on tank with refrigeration cycle dryer (CT). Dew point + 3° C with compressor air inlet temperature + 35° and per ISO 7183

²⁾ Kit includes water separator, ceramic filter and bypass kit

³⁾ Must be clearly mentioned in the order

FM 18 RS Series: Screw Compressors

Design: Oil flooded, Single stage rotary screw compressor, variable speed, air cooled

Pressure Range: 5 to 13 bar

Electric motor: 18.5 kW - IE3



FM SERIES CODE	TYPE	FM18RS			
		CC1184277	CC1184278	CC1184279	CC1184280
Maximum pressure	bar	7	8	10	13
Capacity at maximum pressure	m ³ /min	3.15	2.96	2.66	2.25
Drive motor IP 55 / class F – IE3	kW	18.5	18.5	18.5	18.5
Operating Voltage, 50Hz	400 V	•	•	•	•
Control voltage	24 V	•	•	•	•
C-Pro 2.0 electronic controller		•	•	•	•
Noise Level	db(A)	71	71	71	71
After-cooler		•	•	•	•
Weight	kg	380	380	380	380
Dimensions (L x W x H)	mm	787 x 698 x 1202	787 x 698 x 1202	787 x 698 x 1202	787 x 698 x 1202
Outlet connection EN 10266 (DIN 2999)		1"	1"	1"	1"

COMPRESSOR MOUNTED ON 500 LT TANK					
Code		CC1186479	CC1186480	CC1186481	CC1186482
Weight	kg	540	540	540	540
Dimensions (L x W x H)	mm	2000 x 800 x 1850	2000 x 800 x 1850	2000 x 800 x 1850	2000 x 800 x 1850
PACKAGE VERSION, FM / CT / 500 ¹⁾					
Code		CC1186513	CC1186514	CC1186515	CC1186516
Weight	kg	590	590	590	590
Dimensions (L x W x H)	mm	2000 x 850 x 1850	2000 x 850 x 1850	2000 x 850 x 1850	2000 x 850 x 1850

OPTIONAL	
Alternative Voltage, 380V / 60 Hz ³⁾	
Filter Kit with bypass for dryer ²⁾³⁾	
Retro Fit Filter Kit	CC1199134
Automatic drain discharge for tank ³⁾	
Anticorrosion % ³⁾	
Food grade Oil (19 Litres) ³⁾	89795109
Extended 5 year warranty	CC1180791
SERVICE & PARTS	
Service Kit for every 4000 h or 12 months	CC1180686
Service Kit for every 8000 h or 24 months	CC1180690
ChampLube Lubricant 4 x 4 Litres	CC1180019

¹⁾ Compressor mounted on tank with refrigeration cycle dryer (CT). Dew point + 3° C with compressor air inlet temperature + 35° and per ISO 7183

²⁾ Kit includes water separator, ceramic filter and bypass kit

³⁾ Must be clearly mentioned in the order

FM FIXED SPEED, FM RS VARIABLE SPEED

FM 22 RS Series: Screw Compressors

Design: Oil flooded, Single stage rotary screw compressor, variable speed, air cooled

Pressure Range: 5 to 13 bar

Electric motor: 22 kW - IE3



FM SERIES CODE	TYPE	FM22RS			
		CC1184281	CC1184282	CC1183666	CC1184283
Maximum pressure	bar	7	8	10	13
Capacity at maximum pressure and 100% load	m ³ /min	3.50	3.23	3.06	2.59
Drive motor IP 55 / class F – IE3	kW	22	22	22	22
Operating Voltage, 50Hz	400 V	•	•	•	•
Control voltage	24 V	•	•	•	•
C-Pro 2.0 electronic controller		•	•	•	•
Noise Level at 70% load	db(A)	71	71	71	71
After-cooler		•	•	•	•
Weight	kg	395	395	395	395
Dimensions (L x W x H)	mm	787 x 698 x 1202	787 x 698 x 1202	787 x 698 x 1202	787 x 698 x 1202
Outlet connection EN 10266 (DIN 2999)		1"	1"	1"	1"

COMPRESSOR MOUNTED ON 500 LT TANK					
Code		CC1186483	CC1186494	CC1186495	CC1186496
Weight	kg	555	555	555	555
Dimensions (L x W x H)	mm	2000 x 800 x 1850	2000 x 800 x 1850	2000 x 800 x 1850	2000 x 800 x 1850

PACKAGE VERSION, FM / CT / 500 ¹⁾					
Code		CC1186517	CC1186518	CC1186519	CC1186520
Weight	kg	605	605	605	605
Dimensions (L x W x H)	mm	2000 x 850 x 1850	2000 x 850 x 1850	2000 x 850 x 1850	2000 x 850 x 1850

OPTIONAL	
Alternative Voltage, 380V / 60 Hz ³⁾	
Filter Kit with bypass for dryer ²⁾³⁾	
Retro Fit Filter Kit	CC1199134
Automatic drain discharge for tank ³⁾	
Anticorrosion % ³⁾	
Food grade Oil (19 Litres) ³⁾	89795109
Extended 5 year warranty	CC1180791
SERVICE & PARTS	
Service Kit for every 4000 h or 12 months	CC1180686
Service Kit for every 8000 h or 24 months	CC1180690
ChampLube Lubricant 4 x 4 Litres	CC1180019

¹⁾ Compressor mounted on tank with refrigeration cycle dryer (CT). Dew point + 3° C with compressor air inlet temperature + 35° and per ISO 7183

²⁾ Kit includes water separator, ceramic filter and bypass kit

³⁾ Must be clearly mentioned in the order

